

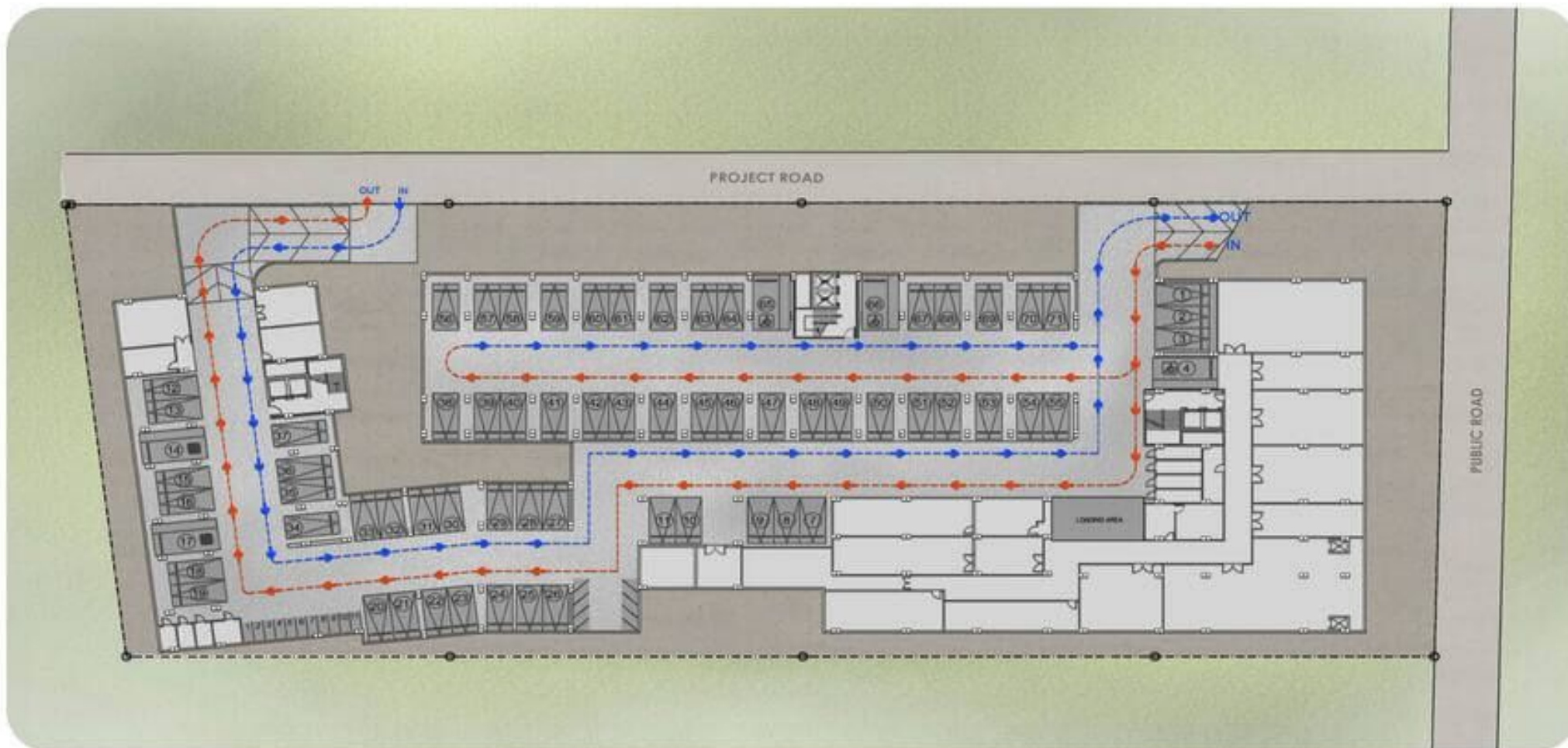
WALLAYA RESIDENCE
NAI HARN

WALLAYA RESIDENCE NAI HARN

MASTER PLAN

MASTER PLAN

G Floor



PARKING SPACES

TOTAL PARKING 71 CARS*

BUILT UP AREA / SQ.M

BUILDING A	6,814.70 SQ.M
BUILDING B	9,691.38 SQ.M
BUILDING C	6,695.43 SQ.M




WALLAYA RESIDENCE
NAI HARN

MASTER PLAN

1st Floor



UNIT TYPE

● STUDIO	36 SQ.M
● 1 BEDROOM	54 SQ.M
● 2 BEDROOM	90 SQ.M
● 3 BEDROOM	94 SQ.M

BUILT UP AREA / SQ.M

BUILDING A	6,814.70 SQ.M
BUILDING B	9,691.38 SQ.M
BUILDING C	6,695.43 SQ.M



MASTER PLAN

2nd Floor



UNIT TYPE

● STUDIO	36 SQ.M
● 1 BEDROOM	54 SQ.M
● 2 BEDROOM	90 SQ.M
● 3 BEDROOM	94 SQ.M

BUILT UP AREA / SQ.M

BUILDING A	6,814.70 SQ.M
BUILDING B	9,691.38 SQ.M
BUILDING C	6,695.43 SQ.M



MASTER PLAN

3rd Floor



UNIT TYPE

● STUDIO	36 SQ.M
● 1 BEDROOM	54 SQ.M
● 2 BEDROOM	90 SQ.M
● 3 BEDROOM	94 SQ.M

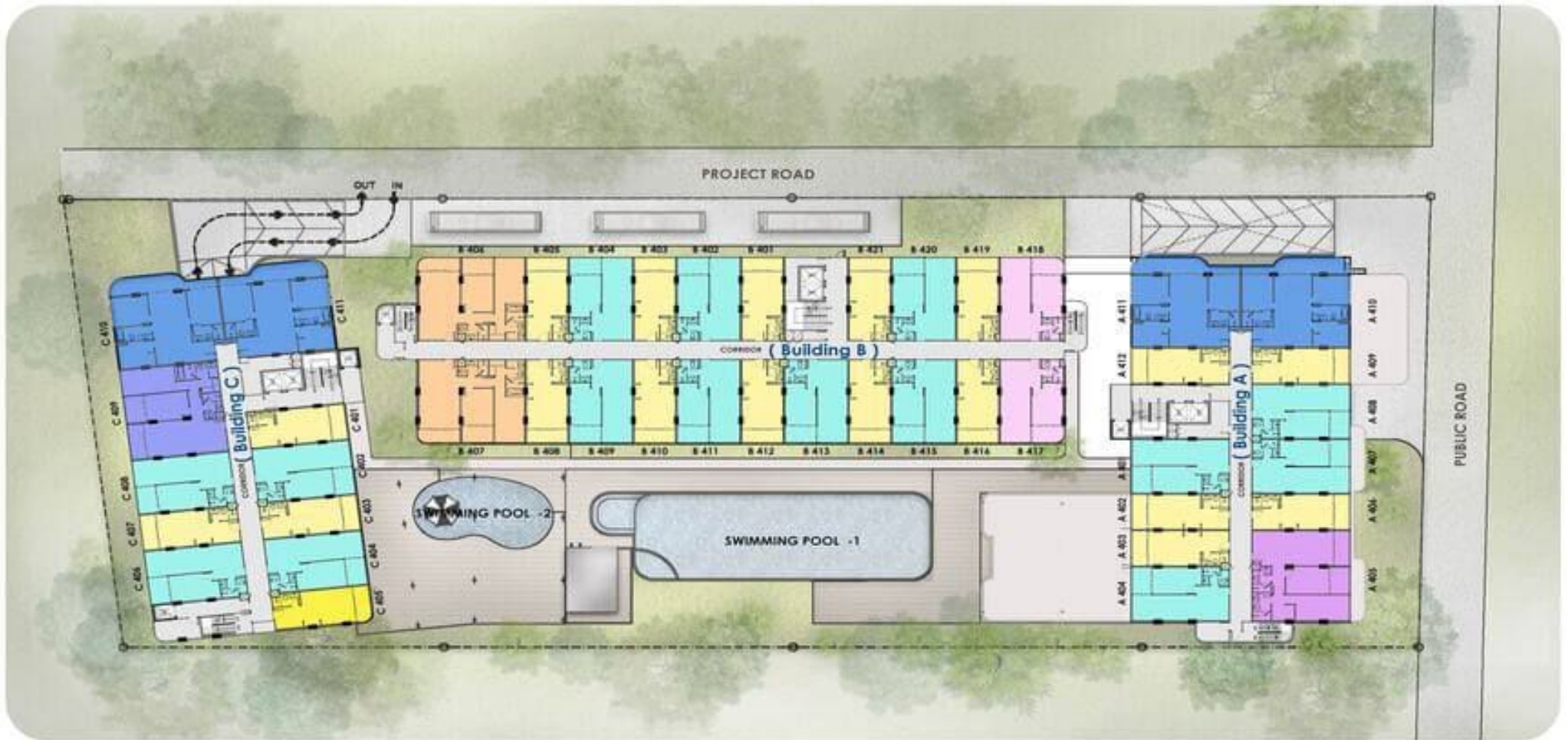
BUILT UP AREA / SQ.M

BUILDING A	6,814.70 SQ.M
BUILDING B	9,691.38 SQ.M
BUILDING C	6,695.43 SQ.M



MASTER PLAN

4th Floor



UNIT TYPE

STUDIO	36 SQ.M
1 BEDROOM	54 SQ.M
2 BEDROOM	90 SQ.M
3 BEDROOM	94 SQ.M

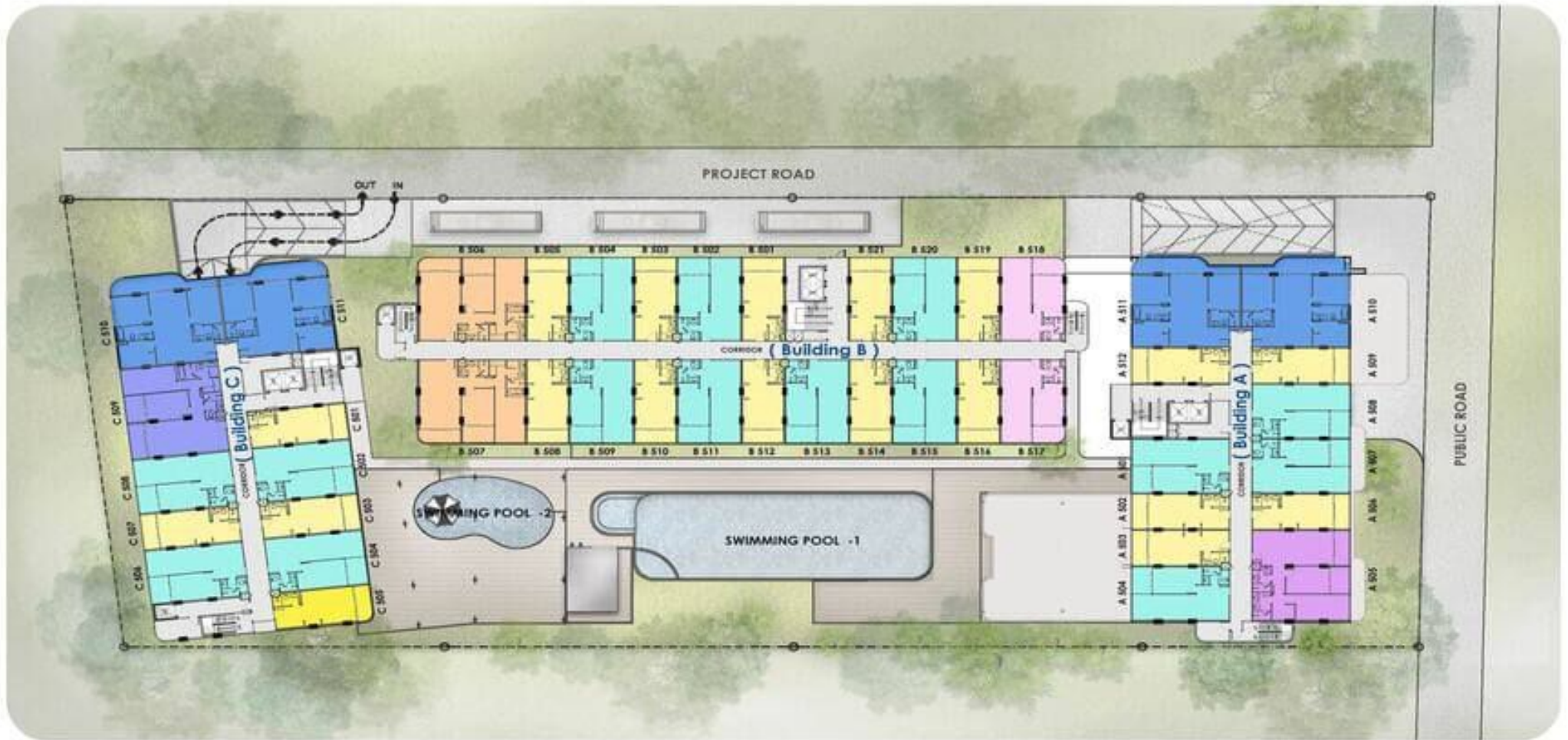
BUILT UP AREA / SQ.M

BUILDING A	6,814.70 SQ.M
BUILDING B	9,691.38 SQ.M
BUILDING C	6,695.43 SQ.M



MASTER PLAN

5th Floor



UNIT TYPE

STUDIO	36 SQ.M
1 BEDROOM	54 SQ.M
2 BEDROOM	90 SQ.M
3 BEDROOM	94 SQ.M

BUILT UP AREA / SQ.M

BUILDING A	6,814.70 SQ.M
BUILDING B	9,691.38 SQ.M
BUILDING C	6,695.43 SQ.M



MASTER PLAN

6th Floor



UNIT TYPE

STUDIO	36 SQ.M
1 BEDROOM	54 SQ.M
2 BEDROOM	90 SQ.M
3 BEDROOM	94 SQ.M

BUILT UP AREA / SQ.M

BUILDING A	6,814.70 SQ.M
BUILDING B	9,691.38 SQ.M
BUILDING C	6,695.43 SQ.M



MASTER PLAN

7th Floor



UNIT TYPE

STUDIO	36 SQ.M
1 BEDROOM	54 SQ.M
2 BEDROOM	90 SQ.M
3 BEDROOM	94 SQ.M

BUILT UP AREA / SQ.M

BUILDING A	6,814.70 SQ.M
BUILDING B	9,691.38 SQ.M
BUILDING C	6,695.43 SQ.M

